



## TDN FANTASY STABLE 2005

By Steve Sherack

In the spring of 2005, the *TDN* had four U.S.-based Thoroughbred consulting firms select a Fantasy Stable of 20 juveniles. Each group was asked to put together its stable from horses catalogued in any of that season's two-year-old in training sales, based on their company's methodology on how they evaluate horses. The participants were allowed to include sales entrants that RNA'd. No cap or price range was imposed on the groups regarding the outlay for each Fantasy Stable. Each company was given an equal amount of time to discuss the selection process and productivity of its Fantasy Stable, as well as their company's services and methodology and criteria of selecting Thoroughbreds. The Fantasy Stable quartet includes: Bob Fierro and Jay Kilgore of **DataTrack International, LLC**; Suzanne Smallwood of **Equix Biomechanics**; Jeff Seder of **EQB, Inc.**; and Cecil Seaman of **Cecil Seaman & Co., LLC**. With the horses in the Fantasy Stables now in their four-year-old seasons, we thought it would be a good time to check the results.

### DATATRACK/BREEZEFIGS FANTASY STABLE

**Stable Purchase Price:** \$5,936,000

**Average Purchase Price:** \$296,800

**Median Purchase Price:** \$250,000

**Earnings:** \$2,957,697

**% Earnings Per Dollar Spent:** 50%

**Average Earnings Per Stable Member:** \$147,885

**% Graded Stakes Winners:** 3/20=15%

**% Graded Stakes Horses:** 6/20=30%

**% Stakes Winners:** 4/20=20%

**% Stakes Horses:** 8/20=40%

**% Repeat Winners:** 12/20=60%

**% Winners:** 16/20=80%


**% Starters:** 19/20=95%

**Stud Fees Produced (2007):** Henny Hughes (Darley, \$40,000); Praying For Cash (Hartley/De Renzo, \$6,500); Excelsior (Ardell Saylor's Farm, \$1,000)=\$47,500.

\*through 5/14/07

Bob Fierro, along with DataTrack International partner Jay Kilgore, developed BreezeFigs in 2004 after reviewing five years of video data from two-year-old in training sales. A BreezeFig ([sample, courtesy DRF.com](#)) is a speed figure that combines time, stride-length, miles-per-hour and other variables for horses that breeze at least once at a two-year-old in training sale. The higher the number, the better.

"We came up with a system that identified the best horses in each sale, not by the speed they went in the under-tack shows, but by a combination of factors--speed, stride length, a couple of angulations and a couple of other things--and devised a formula so that it would be common to what most people were using at the time in terms of speed figures, the lower the better," Fierro commented. "However, after looking at it some more, I found that it was backwards. I went in and re-adjusted the formulas and took another factor into consideration as well.



**BreezeFigs are derived by digitizing stride lengths as well as various angles and segmental distances of a horse's action, similar to what is shown here.**

And when we did that, we had a total of 10 internal numbers and we kept evaluating which were the better indicators. We identified certain elements and divided them into groups, just like the racing pattern in this country--Group One, Two and Three."

Along with BreezeFigs, DataTrack also offers cardio scores and biomechanical measurements for their clients. According to Fierro, the consulting firm uses a digital cardio machine, which scans a horse's heart at rest and shows whether or not the heart has the capacity when it's dilating or when it's contracting to deliver enough blood through the body.

"There are also formulas involved, and the strength of the walls of the heart are involved as well," Fierro said of the cardio scores. "You want to make sure that if you have a Maserati colt, that he has a Maserati heart. Our attitude is that at the two-year-old sales, it's the trainer who makes the difference. We developed a BreezeFig, which everybody can relate to because they are all hand-cappers. We believe that if you use our BreezeFigs and really like the horse on the Figs and your trainer likes the way the horse moves, then it's really incumbent upon you, if you are concerned with having a horse that could go two turns, to take a look and see what that cardio system is all about. We've seen a lot of people buy horses that have pedigrees that say two turns, but who have cardios that stop them at a mile."

According to Fierro, DataTrack takes approximately 36 biomechanical measurements and puts them through a program which "shows how the horse is likely to behave as a racehorse." Most of DataTrack's biomechanical measurements are done primarily on yearlings.

**BreezeFigs™**



“We’ve done a number of biomechanical reports on yearlings who have subsequently gone on to the two-year-old sales,” he said. “For example, we’re at a two-year-old sale and we notice that we measured one of them as a yearling. When we saw this one at the yearling sale, we may have said that he was going to have high knee action and that’s indicative of a turf horse, or it’s not indicative of a turf horse and he’s likely to hurt himself because he’s going to come down hard on his front legs, or this a horse that’s not going to have a lot of early speed from the gate because he has a very long tibia and he’s likely to be a one-paced horse. Then we take a look at their videos in slow motion at the breeze shows and the majority of the time we find that we were right with our evaluations.”

When evaluating horses for its clients at the two-year-old sales, the team at DataTrack first takes a look at the BreezeFigs.

“Based on the BreezeFigs and the internal numbers--we have one that shows if they are slowing down during their breeze--we look for horses that are hitting on all cylinders,” Fierro explained. “Then primarily Jay will look at the ones that he picks out of that group in slow motion, and based on the way the horse throws its legs, and comes up with its knees, etc., he will eliminate a good 50 percent of those horses from an advisory capacity. In slow motion, what some horses do from the knees down will make a prospective buyer drop his jaw. And we will explain to our client what is likely to happen to the horse because of that. Then Jay, myself and Frank Mitchell will look at the horses at the barns and we will do cardios on the ones that we really like. If the horse passes the cardio inspection, we’re done unless the client specifically says to measure the horse biomechanically. And at that particular point, we’re over, unless they want us to bid for them at the sale. We charge a fee for our BreezeFig services--video, stride-length analysis, etc.--and there is an extra fee for our cardio and biomechanical services. We have some clients who choose to do the cardio and biomechanics and some who don’t.”

Fierro pointed out that the majority of DataTrack’s clients have other advisors, including trainers, and that they work together in a team capacity. DataTrack’s role in the team doesn’t include vetting out horses or taking x-rays.


“Virtually everyone of our clients has another advisor or two who handle pedigree, conformation, etc.,” Fierro continued. “Especially for clients who stay home and don’t go to the sale until it’s time to bid, they have teams out there. If a client doesn’t have their own vet, we can recommend one, but we work as part of a team. Some clients won’t even ask us to analyze horses that weren’t cleared by their vet first.”

**Henny Hughes** (Hennessy), an Eclipse finalist for champion sprinter in 2006, was the DataTrack Fantasy Stable’s chief earner, bankrolling \$1.1 million in purses. The \$370,000 RNA at BESMAR won the GII Saratoga Special S. at two before finishing second in the GI Breeders’ Cup Juvenile.

Henny Hughes notched two wins at the highest level in his sophomore season, including the prestigious GI King’s Bishop S. at Saratoga. He was retired to Darley in Lexington, Kentucky, following an unplaced effort in the 2006 GI Breeders’ Cup Sprint. The chestnut stood his first season at stud in 2007 for a fee of \$40,000.

“This colt went :9 4/5,” Fierro recalled of Henny Hughes’s bullet breeze at Barretts. “He was going faster at the end than at the beginning of his breeze. He had a 24.3-foot stride length, which was one of the longest stride lengths of the sale. He didn’t have an outstanding thrust, which is

the ability to maintain that speed for more than a mile. He was the second-fastest horse in the sale on the internal speed figures [One’s Not Enough (Northern Afleet), a maiden winner of \$31,800, had the fastest internal speed figure]. So even though he missed out on thrust, Jay just loved this horse. He does a short list. He looks at the BreezeFigs and looks at all the internal numbers and then he selects a group of horses that he looks at as far as how they moved. Then he cuts that down and looks at the horses as well and when he falls in love, he falls in love.”



**BreezeFigs also tracks the "foot placement" of a horse in order to hone stride lengths utilizing streams similar to these that indicate vertical movement (exaggerated in thickness in this photo for sharper display).**

Also included in DataTrack’s Fantasy Stable was last season’s GI Haskell Invitational H. runner-up and GIII Long Branch Breeders’ Cup S. winner **Praying For Cash** (Songandapray). The \$150,000 KEEAPR graduate retired with \$357,630 in earnings following an off-the-board finish in Keeneland’s GIII Perryville S. in October. He stands at Hartley/De Renzo Thoroughbreds in Ocala, Florida, for a fee of \$6,500 in 2007.

“Praying For Cash had a 25.39-foot stride length,” Fierro said. “He moved at a quarter mile--which he achieved in :21 flat--at exactly the same speed every step of the way. That’s really scary! Based on thrust, he was probably going to be a miler, but probably go a little further if he had a good cardio system. He had an excellent internal speed figure, which was the best of the sale. He had a BreezeFig eight points over par, which was the second fastest BreezeFig in the sale [fellow Fantasy Stable selection **Noonmark** (Unbridled’s Song), MGSP, \$116,175 had the highest BreezeFig]. And Jay just loved the way he moved.”

**DataTrack/BreezeFigs cont.**



The Stable looks to be on track for additional season-ending sprinter honors this year with Harry Aleo's **Smokey Stover** (Put It Back).

The blaze-faced gelding has been perfect in four attempts this term, rattling off victories in the Jan. 27 Sunshine Millions Sprint S. at Santa Anita, the Mar. 11 Gill Bay Meadows Breeders' Cup Sprint H. and most recently the Apr. 7 GII Potrero Grande Breeders' Cup H. at Santa Anita. According to



**Smokey Stover**  
*Horsephotos*

trainer Greg Gilchrist, the \$140,000 FTMMAY purchase will be freshened for a summer/fall campaign and will be pointed toward the GI Breeders' Cup Sprint at Monmouth Oct. 27.

"At an eighth of a mile, he went in :10 3/5," Fierro said of Smokey Stover's breeze at the Fasig-Tipton Midlantic Sale. "He didn't erupt on the track at all, but he had a 24.78-foot stride length--which was major. It was one of the longer stride lengths of any colt which breezed an eighth of a mile at that sale. He was speeding up a little bit at the end of the breeze and he had one of the fastest internal speed figures, even though he went in :10 3/5."

There were many other reasons why Fierro and Kilgore selected their Fantasy Stable of 20.

"It looked like these horses were really the best on a number of terms," Fierro continued. "Number one, what kind of BreezeFig did they have? Number two, what group did they fall into? Number three, what was their potential to get better as they get older based on the internals? Were they slowing down at the end of their breeze? That's one of the things we look at. If a large horse does :10 flat and in our numbers he shows that he has a 23.5-foot stride length, we are skeptical of that horse going beyond sprint distances because there's another factor in our numbers which shows whether or not that horse should sustain his speed beyond that distance--it's called thrust. We found that thrust is extremely important with horses who have very fast breeze times, but below average or average stride length. The average and below average stride length we calculate. Stride length is coming absolutely out of the woodwork as a defining parameter for quality horses. We're the only ones who provide stride length at the two-year-old sales on an immediate basis the night of the breeze show, and whether or not that horse had a longer than average stride length for that day, and sex and distance."

Fierro was quick to give Kilgore credit for selecting the bulk of DataTrack's Fantasy Stable.

"Jay is the guy," Fierro said. "Not only does he do the video at the breeze shows, he analyzes the way the horses move as well. He's very scary when it comes to that, and he does the cardio and, along with biomechanical expert and consultant Frank Mitchell, measures the horses digitally. Jay's the workhorse."

In terms of measuring success, DataTrack conducts studies involving the two-year-old in training sales and BreezeFigs. A recent study that included all juveniles who breezed at least once at eight major two-year-old sales in 2006 and started at least once through the end of the year, showed that in most cases a horse's stride length during the breeze show is at least as important, and sometimes more so, than the time the horse worked in.

"Our original intent was to focus on the validity of BreezeFigs as a predictor of two-year-old racetrack performance, especially in terms of stride lengths," Fierro said of the study. "What we discovered was over 72 percent of horses that were ranked in our top two BreezeFigs groups who broke their maidens in their first four starts as two-year-olds had stride lengths that were longer than the average. But what really got us motivated to mine the data further was that 73 percent of those that broke their maidens in their first start had longer than average stride lengths and, that this figure rose to 78 percent at the five select sales."

BreezeFigs are available on *Daily Racing Form's* website for subscribers to *DRF Plus*. BreezeFigs, used by prospective buyers at two-year-old sales, are also used by many as a handicapping tool for maiden races.

"We reached a deal with *Daily Racing Form* at precisely the same time that people started to pay attention to what we were doing at the sales," Fierro said. "And the beauty of this is that a number of trainers use Figs to claim horses and handicap as well. So it was congruent to a mind set that came out of handicapping. We developed a tool that in effect is the only statistical tool that you can use to both buy and bet on horses."

## MAKING THE SHORT LIST

*Two-year-olds who made the grade for more than one Fantasy Stable*

<u>Horse (Sire)</u>	<u>Sale Price</u>	<u>Earnings</u>
<b>Master of Disaster</b> (Dance Master)	\$600K	\$231,708
<i>Chosen by DataTrack/BreezeFigs, EQB &amp; EQUIX</i>		
<b>Graffham</b> (Red Ransom)	\$400K	Unplaced
<i>Chosen by EQUIX &amp; Seaman</i>		
<b>Likely</b> (Yes It's True)	\$400K	\$93,516
<i>Chosen by EQB &amp; Seaman</i>		
<b>Nectar of the Gods</b> (High Yield)	\$450K	Unraced
<i>Chosen by EQB &amp; EQUIX</i>		
<b>Oden's Tale</b> (Meniffee)	\$140K	\$91,170
<i>Chosen by DataTrack/BreezeFigs &amp; EQUIX</i>		
<b>The Long Gray Line</b> (Silver Charm)	\$360K	Unraced
<i>Chosen by DataTrack/BreezeFigs &amp; EQB</i>		
<b>Tilden</b> (Delaware Township)	\$225K	\$33,010
<i>Chosen by EQUIX &amp; Seaman</i>		
<b>Zann</b> (Dynaformer)	\$400K	\$130,632
<i>Chosen by DataTrack/BreezeFigs &amp; Seaman</i>		





## EQUIX BIOMECHANICS FANTASY STABLE

**Stable Purchase Price:** \$15,320,000  
**Average Purchase Price:** \$729,523  
**Median Purchase Price:** \$375,000  
**Earnings:** \$1,810,208  
**% Earnings Per Dollar Spent:** 12%  
**Average Earnings Per Stable Member:** \$86,200  
**% Graded Stakes Winners:** 0/21=0%  
**% Graded Stakes Horses:** 3/21=14%  
**% Stakes Winners:** 1/21=5%  
**% Stakes Horses:** 5/21=24%  
**% Repeat Winners:** 9/21=43%  
**% Winners:** 13/21=62%  
**% Starters:** 18/21=86%  
**Stud Fees Produced (2007):** None  
*\*through 5/14/07*

EQUIX Biomechanics analyzes stride traits using its proprietary EquiTrax video ([click for more info](#)), and also factors in biomechanical measurements ([click for more info](#)) and a cardio analysis

when selecting horses at two-year-old in training sales. EquiTrax is an ultra high-speed digital video system that helps evaluate a number of stride



traits and other variables. Its biomechanical analysis uses approximately 38 body measurements to further evaluate a horse's athletic potential. The cardio analysis helps to determine a horse's distance capabilities.

"We start with the EquiTrax Stride Analysis at the two-year-old sales," said Suzanne Smallwood, who serves as the vice president and senior analyst for EQUIX. "We have a high-speed 150 frames per second motion sensor camera where we're able to lock the camera onto the horse at the 1/16 pole and follow him throughout the breeze automatically. Once the horse's video is gathered, we have two analysts simultaneously working on computers, performing a series of evaluations on every stride down the stretch. We calculate their stride length, efficiency, and how each stride varies. Babies are green. They'll show a long stride and then may take a couple of shorter strides before smoothing out again. They may cross-fire, and then change their lead properly. It is important that we look at a series of stride revolutions where they're on the same lead. What sets us apart is that we're looking at a significant portion of their workout. Once we compile all our data, we're able to filter through our results and select a group of horses that cluster near the top."

According to Smallwood, between 70 to 75 percent of the horses that breeze at two-year-old in training sales are eliminated right off the bat after analyzing their stride results.

"We're really looking for elite stride traits," she continued. "Stride analysis is more than measuring just the stride length. They need to have timing and efficiency as well. Sometimes long-striding horses are unable to be tactical. They just end up being really slow turn-over horses. Historically, those horses that have elite stride traits are the ones that reach a high performance level."



EquiTrax Video

The next step for the Lexington, Kentucky-based company involves a more in-depth stride analysis.

"We apply another slow-motion analysis to evaluate the quality of their action and their overall efficiency," Smallwood added.

For those that possess what Smallwood describes as "elite stride traits," EQUIX then inspects the horses at the barns for conformation and body balance. For those that pass visual inspection, an analyst takes 38 body measurements and an ultrasound on the heart. EQUIX does re-evaluations on the stride if there is more than one breeze show.

"We use the body measurements and the heart to get more detail on the racing style of the horse," Smallwood commented. "We can identify distance capabilities, whether they're going to be fast from the starting gate, have tactical speed or be a one-run type of horse. We really love our system, but we still have to be good horsemen. We look at a horse as an athlete--looking at his presence and fluidity, not only on the track, but back at the barn as well. We look at muscle quality, soundness, and we consider who has been training him and how he has been brought along. It's just a multi-level approach to buying horses out of the two-year-old sales."

EQUIX does not always take part in the vetting process during its evaluation routine.

"Many of our clients coordinate their own vetting," Smallwood said. "I don't always know who vets and who doesn't. If we give a client a list of 20 horses at a sale, they tend to focus on certain horses that suit their racing program. It may be based on price, pedigree, if they want colts or fillies, etc."

EQUIX produces a Best-in-Sale List at most auctions that they attend.

**EQUIX cont.**



**EQUIX cont.**

"Our clients like to review our data and see a ranking of these horses," Smallwood said. "It helps them make a more educated buying decision. Instead of somebody saying, 'I really like this one because he went in :10 1/5 and he's by so and so...', our reports document all their stride traits, as well as their pattern of biomechanical development."

EQUIX doesn't target one particular type of horse at the sales.

"Initially, we look for all types of horses, but it depends on which clients we're working for," Smallwood explained. "For the most part, everybody says they



**Steppenwolver**  
*Horsephotos*

want a Classic-distance horse. Even though they are two-year-old sales, we do find good distance horses. One of our clients bought two from the 2006 sales, Dominican and Sedgefield, who both ran in the Kentucky Derby this year, and we had **Steppenwolver** (Aptitude) last year. Pinhookers will bring horses to these sales that can go two turns.

But some clients that buy multiple horses will also consider a horse that is going to be early and fast. Our Best-in-Sale List's include horses with a variety of distance capabilities and racing aptitudes."

Steppenwolver, who finished third behind Barbaro in the 2006 GI Kentucky Derby, was selected by the EQUIX Biomechanics Fantasy Stable. The \$375,000 OBSAPR purchase stamped himself as a top sophomore early last season with second-place finishes behind Lawyer Ron in the GII Arkansas Derby and the Southwest S. The gray outran his 16-1 odds in the Run for the Roses and followed that effort with a respectable fourth behind Jazil in the GI Belmont S. He finished off the board in his first two attempts at Oaklawn this season, but sprung to life with a return to turf, finishing second in a \$50,000 optional claimer at Belmont May 16.

"Steppenwolver was a quintessential two-turn horse," Smallwood recalled. "He did show very good speed at the breeze show, but he has really turned out to be more of a closer. His stride length was over 25 feet. I put him at a distance of 6 1/2 to 11 furlongs. His BME's [biomechanical efficiency scores] were good. He had a good heart. He had a lot of good things going for him. In fact, he was the only horse I recommended to Robert and Lawana Low at that sale, and they bought him."

**Rondo** (Grand Slam), a \$2.9-million FTFEB graduate, was tabbed as a "TDN Rising Star" following a Saratoga maiden win last July. The EQUIX Fantasy Stable member finally resurfaced Apr. 18 at Gulfstream with a dominating allowance win beneath a motionless Joe Bravo.

**Sky Diving** (Aptitude), runner-up in the 2006 WinStar Derby and Turf Paradise Derby, has rattled off a pair of Turfway wins over the Polytrack in his last two starts Jan. 1 and Mar. 28, respectively. The dark bay, owned by B. Wayne Hughes, was a \$310,000 OBSMAR acquisition.

The EQUIX Fantasy Stable was put together from its Best-in-Sale Groups. Smallwood pointed out that rival Fantasy Stable selections Strong Contender, Diabolical and Praying For Cash were included on their Best-in-Sale Lists, but were not placed in the EQUIX Fantasy Stable.

"Obviously, I should have included those, but we had 20 or even 30 to choose from out of each sale and we had to narrow it down to just a few at each venue," Smallwood said. "The Fantasy Stable exercise really had no parameters. We were just asked to compile a list of horses we liked from the two-year-old sales and their racing performance would be tracked. No criteria, such as purchase price limit or auctions attended, were given.

"Lately, the majority of our clients limit their spending to under about \$400,000," Smallwood continued. "We seldom recommend paying more than that for any horse, unless the residual value is very strong. In making the Fantasy Stable selections, there was some pressure to consider more expensive horses. For the most part, this group included pretty well-bred horses. They were athletic and met our criteria for motion and biomechanics. If they were sound and were trained properly, we thought they had an opportunity to be good horses. A couple of them were very expensive and were purchased by big outfits, but sometimes those horses don't pan out for whatever reason. We didn't know how many of these horses vetted out. We thought that if their purchase price was fairly high, then maybe those vetted out and they'll make it to the races. I was trying to find horses that might not have problems or be laid up a year."

In terms of measuring success, Smallwood said, "We keep track of everything we've measured--whether it be yearlings or two-year-olds or our matings--on a daily basis. For the most part, our Best-In-Sale Lists usually average around 25 percent stakes horses each season, with some sales as high as 35 percent. Depending on the size of the sale, the list might contain just 15 horses or it could be 35 or so for a big sale. So the bar is raised pretty high. It usually takes a couple of seasons to get everybody's performance level sorted out, since many of our choices have very good distance potential." **EQUIX cont.**



**Dominican takes the GI Blue Grass S. over subsequent Kentucky Derby hero Street Sense**  
*Pat Lang photo*



“Our 2005 Best-in-Sale Lists produced a lot of stakes horses; out of OBS March alone, we had 30 horses on our List and there are 10 or 12 stakes horses so far,” Smallwood said.

Smallwood added that EQUIX has made some changes to its stride analysis criteria since 2005.

“We’ve done some enhancements on the video analysis,” she said. “We’re analyzing more strides now than we were in 2005. It’s a continuous process-- improving our technology to help our clients buy good horses.”

## EQB FANTASY STABLE

**Stable Purchase Price:** \$6,017,000

**Average Purchase Price:** \$300,850

**Median Purchase Price:** \$252,500

**Earnings:** \$1,784,372

**% Earnings Per Dollar Spent:** 30%

**Average Earnings Per Stable Member:** \$89,219

**% Graded Stakes Winners:** 0/20=0%

**% Graded Stakes Horses:** 3/20=15%

**% Stakes Winners:** 3/20=15%

**% Stakes Horses:** 5/20=25%

**% Repeat Winners:** 8/20=40%

**% Winners:** 15/20=75%

**% Starters:** 18/20=90%

**Stud Fees Produced (2007):** None

*\*through 5/14/07*

EQB's Thoroughbred evaluation process includes a slow-motion analysis of breezes at the under-tack shows (gait analysis methodology), conformation and walk, ultrasound heart scans and cardio analysis, and endoscopic throat exams and x-rays.

Gait analysis ([click here to view video](#)) captures horses breezing at two-year-old in training sales with

high-quality, ultra slow-motion films digitized to hundreds of pictures per second. EQB's specialized video allows for close analysis of movement based

on biomechanics of quadruped locomotion--stride length, way of going, energy expended, angles of legs, shoulder, neck and joint positions, hoof flight patterns, etc. Using slow-motion video and photography for more than 20 years, EQB has been able to assess patterns associated with certain performance characteristics, such of those of high earners and distance runners.

The consulting firm uses a non-invasive 2D ultrasound to conduct heart scans, which measure a horse's heart size and pumping volume. Using its exclusive software, EQB has collected detailed cardiac data of more than 40,000 Thoroughbreds.



EQB targets horses that have speed and that will be at their best as three-year-olds at one mile or longer.

“At two-year-old in training sales, first we look at the breeze show,” explained Jeff Seder, who is EQB's president and founder. “We have a traditional bloodstock person, who's an expert

and who's been a trainer and a jockey, looking at them and we make a list. As each horse goes by in the breeze show, before the next horse comes by, the video is looping in slow-motion on our monitor. I look at them from a biomechanical standpoint and look for five or six key variables, then we take measure-



Seder using EQB's video gait analysis at a two-year-old in training sale

[www.eqb.com](http://www.eqb.com)

ments of the films. You can't just measure stride length unless you know the exact velocity, and you have to get the right kind of stride as well. Then [EQB Vice-President] Patti Miller goes and looks at every horse to make sure they have a balanced walk and good conformation. Then she does the heart exam. Then they have to pass the vet and the endoscopic exam. Now you're down to only two percent of the horses that were offered. Of those, then we have personal opinions, but statistically they are pretty much the same.”

One thing EQB doesn't consider when evaluating two-year-olds is pedigree.

“Pedigree is the odds of what you will get before they're born,” Seder continued. “After they're born, we'd rather look at the individual. We didn't come out of the normal bloodstock training fields with conformation and pedigree. We came out of the Olympic Sports Medicine movement. Our whole approach was not to look at the parents, but to look at the individual. It doesn't mean that pedigree doesn't mean something. At the major auctions, a horse's pedigree has been scrutinized enough to get into the catalogue and we feel that it's not very helpful to further analyze it. It's interesting that without considering pedigree, we're arriving at a lot of the same horses as the big outfits with our sports medicine approach.”

With regard to selecting their Fantasy Sable, Seder pointed out that EQB deliberately did not pick the most expensive horses sold at auction or the juveniles that had the fastest breezes. He said that they were trying to pick horses that someone other than the big outfits could afford to buy and still beat industry odds.

“When making our selections, we tried not to give the bullet workouts,” Seder said of the EQB Fantasy Stable.

EQB cont.





“Anyone can do that,” Seder continued. “The vast majority of these selections had well below the fastest breezes. Those bullet breezes admittedly do mean



**Diabolical in the Big A paddock**  
Sherack photo

something, but anyone can see those, so we can't add value there except for the really bad movers or badly conformed. We tried to show what our technology can do when handicapped, not to buy the most expensive and not the bullet works. Otherwise, why bother with the tech? Every year, we study our results and change our methods to adapt. We are now two generations of the technology ahead of where

we were when did that list in 2005. A list of 20 horses is a bit of a small sample to indicate performance in this game. On our website, we have scientific studies that we have performed on thousands of horses. Luck, trainers, injuries, etc., can totally skew the appearance of results in 20 horses in one group, but not in a proper study with a lot more horses.”

All 20 of EQB's Fantasy Stable met the company's requirements, including a passing grade from a veterinarian. However, according to Seder, sometimes using a vet can backfire.

“Many may think that it's an advantage that we vetted out our Fantasy Stable, but that year the vets killed us by eliminating the ones that passed all our tests and then went on to become graded-stakes winners,” Seder said. “In this case with the list of 20, we would've been better off without the vets. We had a couple of graded-stakes winners on our list that year that failed the vets. In 2004, we liked Afleet Alex a lot at FTMMAY. He breezed in :22 1/5, galloped out in :35, then :49 2/5. He averaged a stride length of 24.6 feet with a stride frequency of 2.46. But the vet said he had 'a big ankle.' A couple from 2005 that still frost me are Ready to Please [GSW & GISP, \$316,919], who failed her throat exam at OBS February, subsequent two-year-old champ Stevie Wonderboy [GISW, \$1,058,940], and Miraculous Miss [MGSW, \$450,370]. I guess we were too picky about bumps, bruises, swollen tendons and ankles after the stress of the two-year-old auction process.”

Seder added that he tried to stay under a \$250,000 purchase price per horse, and that 14 of the 15 Fantasy Stable's maiden winners graduated against maiden special weight company.

EQB's Fantasy Stable features multiple-stakes winners **Diabolical** (Artax) and **Master of Disaster** (Dance Master). The former, purchased for \$300,000 at OBSFEB, found a niche for himself as a sprinter last season, winning the Gallant Bob H. in a sharp 1:08 2/5 and finishing a good second behind subsequent sprint champ Thor's Echo in the GI De Francis Memorial Dash S.

Diabolical began his four-year-old season with a third-place finish behind Half Ours in the GII Richter Scale Breeders' Cup Sprint Championship H., and most recently completed the exacta in the GI Carter H. on the GI Wood Memorial S. undercard. Diabolical is entered to make his next start in the GIII Maryland Breeders' Cup Sprint H. on the GI Preakness S. undercard.

Master of Disaster, second in the GII Saratoga Special S. behind Henny Hughes as a juvenile, went on to add wins in the Oh Say S. and the Majestic Prince S. in his sophomore season. The chestnut, last seen finishing second in Delaware's Odessa S. in November, was put back in training at Fair Hill in late March. He went through the ring for \$600,000 at OBSFEB.

“At OBS, Master of Disaster had small feet, and breezed the official furlong in what for that sale was a modest :10 4/5, but galloped out in :33 3/5,” Seder recalled. “Diabolical had an old right ankle chip, but in a place we thought would be OK. He only breezed the official furlong in :10 4/5, but galloped out in :33 1/5 with an average stride length over 25 feet.”

**Eagle Sound** (Fusaichi Pegasus), a \$725,000 RNA at BESMAR, broke her maiden impressively at Delaware as a two-year-old, but has been plagued by injuries since. She has one published workout this year, a three-furlong breeze in :37 at Gulfstream Jan. 21. According to Seder, Eagle Sound was purchased privately by George Strawbridge of Augustin Stable for \$450,000 following Barretts.

“If she ever gets back to the races, she's going to be something else,” Seder said of Eagle Sound. “She was the best horse on the list of 20 that we put together. She broke her maiden impressively, then got hurt. That was a phenomenal filly. She had a great heart, a huge throat and awesome conformation. At Barretts, Eagle Sound had a very strong, yet flexible way of going and a long fluid smooth stride for the velocity. She reminds me a lot of [GII Forward Gal S. victress] Forever Together (Belong to Me), who we signed the ticket on at OBS March in 2006 for \$240,000.”

Forever Together most recently finished second in the GII Stonerside Beaumont S. at Keeneland Apr. 12. The three-year-old filly was previously unbeaten in three career attempts.

Fantasy Stable member **Hit and Hope** (Five Star Day), a wire-to-wire winner at first asking last November at Hollywood, has been working well for his return over the Cushion Track. The chestnut, trained by Neil Drysdale, RNA'd for \$195,000 at KEEAPR.

In terms of measuring success, Seder offered, “We look at what the industry averages are for the other major bloodstock agents. The *Thoroughbred Times* publishes a list and we try to exceed whatever rates the other good guys are getting by trying to double it. We look at graded-stakes winners and stakes winners, but not just any stakes winners. We look at the kind of stakes races, too, because you can have a \$10,000 stakes race at a no-name track.”

**EQB cont.**



EQB cont.

“We really are looking more at performance and also taking a look at speed figure numbers,” Seder continued. “EQB's results the last four or five years have been running well above the success percentages of many of the best in the industry for producing stakes winners and major graded winners.”

EQB's scientific studies have been featured in publications such as the *Journal of Equine Veterinary Science*, including “Temporal and Kinematic Gait Variables of Thoroughbred Racehorses at or Near Racing Speeds” in May 2003 ([click here to view](#)) and “The Relationship of Selected Two-Dimensional Echocardiographic Measurements to the Racing Performance of 5,431 Yearlings and 2003 Two-Year-Old Thoroughbred Racehorses” in April 2003 ([click here to view](#)).

“We've done real research with studies that were designed by veterinarians, statisticians and engineers and we got them published in refereed scientific journals, so they had to get through experts in the field,” Seder commented. “We proved our point. Nobody else is doing studies the way we are. Out of 20 horses, you can do good or bad, but out of 1,000 or 10,000 horses--which is what our studies include--those numbers will hold. We know what percentages we're going to get over time. These studies aren't our opinion. There's nothing hidden in them--not the data, nor the methodology. It's all published in scientific journals. We have to do twice as much work and research to get any credibility from them since we're not from a university, but it's worth it.”

## CECIL SEAMAN & CO., LLC FANTASY STABLE

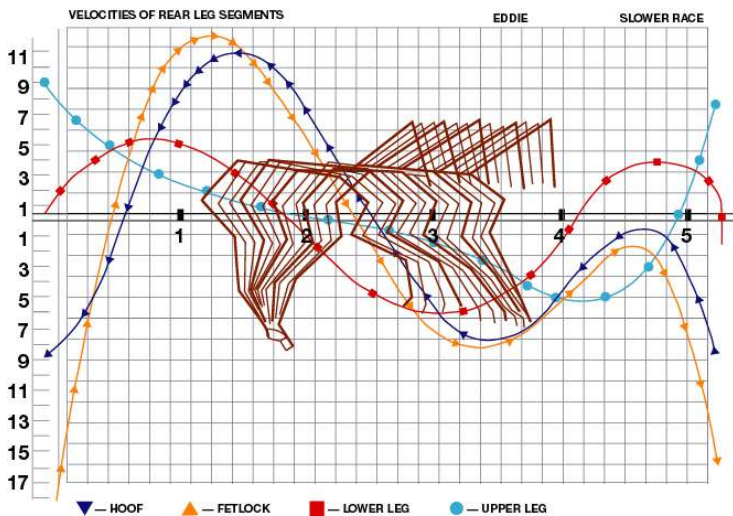
**Stable Purchase Price:** \$5,045,000  
**Average Purchase Price:** \$252,250  
**Median Purchase Price:** \$215,000  
**Earnings:** \$1,752,157  
**% Earnings Per Dollar Spent:** 35%  
**Average Earnings Per Stable Member:** \$87,608  
**% Graded Stakes Winners:** 1/20=5%  
**% Graded Stakes Horses:** 4/20=20%  
**% Stakes Winners:** 4/20=20%  
**% Stakes Horses:** 7/20=35%  
**% Repeat Winners:** 10/20=50%  
**% Winners:** 15/20=75%  
**% Starters:** 20/20=100%  
**Stud Fees Produced (2007):** Strong Contender (Stonewall Farm Stallions, \$10,000)=\$10,000  
*\*through 5/14/07*

Cecil Seaman & Co., LLC selects horses based on biomechanical evaluations. Using a tape measure, the Thoroughbred consulting firm takes 15 precise measurements of skeletal anatomy and compares the measurements to horses in its database. Through a custom-designed computer program, Seaman & Co. analyze the data and look for ratios and proportions that resemble those of previous champions and Grade/Group 1 winners. Each horse is given a final analysis which consists of an overall grade ([click here](#))--ranking from A+ to C. An A+ or an A is categorized as an elite horse or a horse possessing champion potential. All 20 of Seaman's Fantasy Stable members received grades of A+.



Each horse's overall grade is derived from three numerical scores, including: *Type (soundness)*, *Ratio (leverage times mass)* and *Leverage*. A *Type* score lower than four indicates superior soundness; higher than five implies unsoundness. The *Ratio* grade helps determine whether a horse has the size and proportion to move its weight efficiently. A *Ratio* between five and nine is considered to be outstanding. *Leverage* scores, which are rated from five to 10, are considered to be the most important grade of all. The higher the number, the more powerful the horse.

“We select for soundness and we select for high-class horses,” said Cecil Seaman, who founded the Lexington, Kentucky-based company in 1977. “We usually look at horses that are going to run at a mile or longer. We project soundness, mechanical distance and class, all from measurements that are compared against the 78,000 horses in our database that we have physically measured--once, twice or sometimes three times.”



**MOVING ???**  
**For just a day or forever...**  
**Call us with your new fax number.**  
**(732) 747-8060**







“We measured over 725 champions from all over the world and we’re looking for the same skeletal proportions and ratios that the Grade 1s and quality horses have,” Seaman said.

Seaman’s database includes 1978 Triple Crown winner Affirmed, two-time Horse of the Year Cigar and the immortal Northern Dancer. Over 3,000 horses are added to the database annually.

“We measure horses for size, mass and the length of the motion bones and we also look at conformation,” he continued. “We’re doing the opposite of what most



www.cecilseaman.com

people do. We’re looking for reasons to buy. If the horse is too overweight, we’re afraid to buy it. We’ll buy some conformation defects if they have a good point of gravity [balance of a horse in relation to gravity with its mass] and their point of gravity is not accenting this problem. We have horses scoped and x-rays done on

the ones that we buy. There are lots of horses that measure well and that we’re interested in, but don’t have them vetted because we figure we can’t afford them.”

Seaman & Co. doesn’t measure hearts or analyze a horse’s motion at the two-year-old in training sales.

“We look at the videos at the breeze shows, but we don’t have access to the high-speed cameras,” Seaman explained. “I tried to do it in the early 1970s, but we got off on too many other projects. Usually, if a horse has good biomechanics, he or she has a good heart. That was our findings back in the ‘70s.”

Seaman has conducted studies regarding a horse’s weight and success on the racetrack. According to a study conducted in August 2006 ([click here](#)), the main problem is that overweight and obese horses make up a significant percentage of the entries in yearling and two-year-old sales. The study, which correlates weight with career earnings, also showed that horses who are overweight tend to have shorter and less profitable careers. The study included 44,310 horses--91 percent yearlings; nine percent two-year-olds; 52.2 percent colts; 47.8 percent fillies--which were measured at auction from 1970 through 2001.

“Another thing that is a major contributing factor in our selection process is that we will not buy overweight horses,” Seaman said. “We did a study with over 44,000 horses. If a horse is overweight, it effects soundness. If they weigh too much, they are applying too much pressure to their feet, tendons, cannon bones and knees, and they are going to break down. It’s compounded the faster they run. The study showed that horses that were an ideal weight or slightly underweight earned twice as much as the obese horses. The ideal weight horses had the highest percentage of starts and the highest percentage of graded-stakes winners.”

Seaman & Co. measures horses biomechanically for their potential ability as racehorses, but also as stallion prospects. Using its Genetic Dominance Tree Reports ([click here](#)), Seaman & Co. evaluate if the potential purchase has the genetic consistency to be a good sire. The GDT Report, which uses Seaman’s previously mentioned database, identifies if the horse was produced from a high probability mating and whether it has the consistent, homogenous genetic bank to be an elite Thoroughbred.



Cecil Seaman

The majority of Seaman’s Fantasy Stable selections weren’t x-rayed or vetted.

“All 20 we submitted for our Fantasy Stable were selected with biomechanics or physical measurements,” Seaman explained. “We only vet and scope the ones we actually purchase or the ones that we’re interested in bidding on. Our clients only vetted the horses that they were willing to bid on. There’s a couple of them in the Fantasy Stable that we did have done.”

Seaman used his biomechanical analysis from the 2004 yearling sales as well as the following year’s two-year-old in training sales when making his Fantasy Stable selections. He didn’t attend all of the two-year-old sales in 2005.

“Some of these were selected based on their yearling measurements,” Seaman commented. “We didn’t get to all the two-year-old sales in 2005. We probably didn’t even look at one third of what the competition looked at and also video taped.”

Seaman’s Fantasy Stable includes horses by several young stallions that he thought highly of at the time.

“I tell you what’s interesting about our bunch, look at the stallions we selected,” he said. “Put It Back, Delaware Township, Dixie Union, etc. Even though those selections didn’t do all that well, we picked out some young sires that we feel are going to be O.K. in the future.”

Three of Seaman’s Stable members RNA’d at their respected two-year-old in training sales.

“We liked ‘em, looked at ‘em and they measured well, but they RNA’d,” Seaman said. “Maybe they didn’t vet well, or their connections just wanted too much money, or the people didn’t like the pedigree.”

**Strong Contender** (Maria’s Mon), an \$800,000 KEEAPR purchase, was the star of the Seaman Fantasy Stable, posting wins last season in the GII Dwyer S. and the GII Super Derby, as well as third-place finishes in the GI Haskell Invitational H. and the GI Blue Grass S. The chestnut was retired with \$618,000 in earnings to Stonewall Farm Stallions in Kentucky following a fifth-place finish in the GIII Hal’s Hope S. in early January. He stood his first season at stud in 2007 for a \$10,000 fee.

Seaman cont.



Strong Contender earned an A+ rating, with scores of *Type (1)*, *Ratio (5)* and *Leverage (10)*. According to Seaman, the colt was similar in size, measurements and grade to MGISW Behrens, GI Travers S. winner Corporate Report, two-time GI Breeders' Cup Classic winner and Horse of the Year Tiznow and champion three-year-old colt and Horse of the Year Spend a Buck.



**Strong Contender**  
Adam Coglianesse photo

"Strong Contender was a large horse and very well balanced," Seaman said. "I was surprised this horse's career didn't last longer."

**Sabatini** (Five Star Day), an impressive maiden winner at first asking, was also part of Seaman's Fantasy Stable. The \$350,000 FTFEB purchase placed third in the 2005 GI Hollywood Starlet S. and second in the GIII Santa Ysabel S. in her sophomore bow. The bay closed out her sophomore season with off-the-board finishes in the GI Test S. at Saratoga and the GII Raven Run S. at Keeneland in October. Sabatini doesn't have any listed works since last October. She was a *Type (1)*, *Ratio (4)* and *Leverage (10)*.

**Cinderella's Dream** (Prime Timber), purchased for \$190,000 at OBSAPR, made four starts as a juvenile, but hasn't raced since. The New York-bred won the Maid of the Mist S. before finishing second behind subsequent Grade I winner Wonder Lady Anne L in the GII Demoiselle S. Cinderella's Dream earned scores of *Type (1)*, *Ratio (7)* and *Leverage (9)*.

**Zann** (Dynaformer), a \$400,000 KEEAPR purchase, looks to have a bright future on the lawn after posting a fifth-place finish in last term's GI Hollywood Derby in November and a third-place finish in the GIII Sir Beaufort S. last time Dec. 26. Zann received grades of *Type (1)*, *Ratio (5)* and *Leverage (10)*.

Seaman is confident that his Fantasy Stable will have some favorable updates in the future.

"I think we'll have two more stakes winners from this group," Seaman commented. "We have pretty high expectations for **Graffham** (Red Ransom) and Zann. They both measured really well and we liked them a lot at the sales."

According to Seaman, Graffham has been plagued by tendon injuries since exiting the Keeneland April Sale. The four-year-old finally made his career debut at Gulfstream Mar. 18, finishing last of eight, but doesn't have any published workouts since. The \$400,000 two-year-old purchase is trained by Graham Motion.

Seaman measures success two different ways.

"Actually, I have a client that I buy horses for [a total of 28 horses of racing age] that has 32.1 percent stakes winners from foals and 21.4 percent graded-stakes winners from foals, so [our Fantasy Stable] is not quite in line yet," he said. "I think we still have chances for improvement though. It really makes a difference who you send your horses to. The other way we grade our results is that the *Thoroughbred Times* did a report ([click here for chart](#)) and we had the highest rate of return of the yearling buyers for purchase price and I think we only averaged around \$40,000 a piece. And we paid \$8 million for 200 and something horses and they earned right at \$14.9 million."



**Zann**  
Benoit photo

Seaman prefers the yearling sales over two-year-old in training sales.

"I'm not into just buying two-year-olds," he commented. "The thing about the two-year-old sales when you look at it, I think they are too hard on the horses. They destroy too many of them. They ask them for their lives. Thirty years ago you couldn't carry a stick on a two-year-old until it made three starts. I think you're going to end up with more sound horses at the yearling sales."

## THIS DATE IN HISTORY...

**May 19, 1961...**Jockey **Bill Shoemaker** rode his 4000th winner aboard **Guaranteeya** at Hollywood Park.

**May 19, 1964...**Jockey **Laffit Pincay Jr.** rode his first winner aboard **Huelen** at Presidente Remon in Panama.

**May 20, 1941...**Seventeen days after his Kentucky Derby win and 10 days after his Preakness victory, Triple Crown winner **Whirlaway** faced older horses for the first time and, carrying 108 pounds, he defeated four rivals in the Henry of Navarre S. at Belmont Park. He came back 16 days later to finish his Triple Crown sweep in the Belmont S.

**May 20, 1954...**At odds of 13-1, Rex Ellsworth's two-year-old colt **Swaps** broke his maiden by three lengths at Hollywood Park.

**May 20, 1977...**Two-year-old **John Henry** won his first start ever, a four-furlong maiden race at Jefferson Downs, by a nose.

*Courtesy of the National Thoroughbred Racing Association.*

☆ **Watch Out for "TDN Rising Stars"** ☆  
**Stars of tomorrow grabbing the spotlight today...**



## DataTrack/BreezeFigs Fantasy Stable

<u>Horse (Sire)</u>	<u>Lifetime</u>	<u>Earnings</u>	<u>Top Performance</u>	<u>Hammer</u>
<b><u>OBSFEB 2005</u></b>				
<b>Master of Disaster</b> (Dance Master)	13-6-2-0	\$231,708	MSW & G2SP	\$600K
<b>Travelin Leroy</b> (Two Punch)	12-2-2-1	\$72,240	Alw winner & SP	\$250K
<b>Nothing Like It</b> (Forest Camp)	21-3-4-1	\$42,214	Multiple winner	\$60K
<b>Cat's Eye Witness</b> (Elusive Quality)	12-1-3-1	\$24,185	Maiden winner	\$125K
<b><u>FTFFEB 2005</u></b>				
<b>Ten Halos</b> (Marquetry)	13-2-4-2	\$92,800	Alw winner & MSP	*95K
<b>Circuit Breaker</b> (Yes It's True)	11-2-3-2	\$63,180	Alw winner	\$435K
<b>Five Star Thief</b> (Cat Thief)	4-2-0-0	\$62,740	Alw winner	\$480K
<b>Tyler's Way</b> (Two Punch)	8-1-0-1	\$12,740	Maiden winner	\$250K
<b><u>BESMAR 2005</u></b>				
<b>Henny Hughes</b> (Hennessy)	10-6-3-0	\$1,124,820	MGISW	*\$370K
<b>Ecru Egret</b> (Silver Hawk)	14-1-4-2	\$38,881	Maiden winner	*\$60K
<b><u>OBSMAR 2005</u></b>				
<b>Oden's Tale</b> (Menifee)	20-2-1-3	\$91,170	Alw winner	\$140K
<b>The Long Gray Line</b> (Silver Charm)	Unraced	-----	Unraced	\$360K
<b><u>ADNMAR 2005</u></b>				
<b>Benedict</b> (Golden Missile)	7-0-0-2	\$9,960	Placed	\$500K
<b><u>KEEAPR 2005</u></b>				
<b>Praying For Cash</b> (Songandaprayer)	8-3-2-1	\$357,630	GSW & GISP	\$150K
<b>Zann</b> (Dynaformer)	9-3-1-1	\$130,632	Alw winner & G3SP	\$400K
<b>Noonmark</b> (Unbridled's Song)	8-2-1-1	\$116,175	Alw winner & G2SP	*\$1115K
<b>Lucy'swordsoflove</b> (Tactical Cat)	6-1-0-2	\$24,360	Maiden winner	\$117K
<b>Excelsior</b> (Unbridled's Song)	5-0-0-0	\$487	Unplaced	\$250K
<b><u>FTMMAY 2005</u></b>				
<b>Smokey Stover</b> (Put It Back)	11-7-4-0	\$459,725	MGSW	\$140K
<b>Noah's Pal</b> (Millions)	1-0-0-0	\$2,050	Unplaced	\$39K
<b>Totals</b>		<b>\$2,957,697</b>	<i>(through 5/14/07)</i>	<b>\$5,936,000</b>

\*RNA

For more information on DataTrack/BreezeFigs, contact Bob Fierro at (718) 746-8272 or Jason Kilgore at (859) 333-5460 or via email at [BreezeFigs@biodatatrack.com](mailto:BreezeFigs@biodatatrack.com)





## EQUIX Biomechanics Fantasy Stable

<u>Horse (Sire)</u>	<u>Lifetime</u>	<u>Earnings</u>	<u>Top Performance</u>	<u>Hammer</u>
<b><u>OBSFEB 2005</u></b>				
<b>Master of Disaster</b> (Dance Master)	13-6-2-0	\$231,708	MSW & G2SP	\$600K
<b>Speed of Sound</b> (Phone Trick)	12-3-3-1	\$115,100	Alw winner & GSP	\$550K
<b>Jeannette's Hope</b> (Yes It's True)	15-1-1-3	\$38,000	Winner	\$185K
<b><u>FTFFEB 2005</u></b>				
<b>Cintarosa</b> (Grand Slam)	14-3-2-4	\$105,230	Alw winner	\$500K
<b>Cat Criminal</b> (Tale of the Cat)	3-2-0-0	\$46,650	Alw winner	\$400K
<b>Rondo</b> (Grand Slam)	4-2-2-0	\$69,400	Alw winner	\$2900K
<b>Major Tom</b> (Thunder Gulch)	17-0-6-3	\$28,907	Placed	* \$550K
<b>Ever Shifting</b> (Tale of the Cat)	2-0-0-0	\$507	Unplaced	\$5200K
<b>Investor's Gamble</b> (High Yield)	Unraced	-----	Unraced	\$975K
<b>Nectar of the Gods</b> (High Yield)	Unraced	-----	Unraced	\$450K
<b><u>OBSMAR 2005</u></b>				
<b>Sky Diving</b> (Aptitude)	12-3-3-1	\$207,100	Alw winner & MSP	\$310K
<b>Cajun Mistress</b> (Salt Lake)	9-4-0-2	\$119,610	Alw winner & SP	\$220K
<b>Oden's Tale</b> (Menifee)	20-2-1-3	\$91,170	Alw winner	\$140K
<b>Derby</b> (Touch Gold)	9-1-0-1	\$43,386	Winner	\$350K
<b>Tilden</b> (Delaware Township)	8-1-1-1	\$33,010	Winner	\$225K
<b>Batidas</b> (Siphon {Brz})	3-0-1-0	\$8,600	Placed	\$320K
<b>Saddle Shoes</b> (Delaware Township)	4-0-0-1	\$6,970	Placed	\$95K
<b><u>KEEAPR 2005</u></b>				
<b>Memphis Mon</b> (Maria's Mon)	5-1-1-0	\$41,400	Winner	\$375K
<b>Graffham</b> (Red Ransom)	1-0-0-0	\$380	Unplaced	\$400K
<b>Accepting Fate</b> (Saint Ballado)	Unraced	-----	Unraced	\$200K
<b><u>OBSAPR 2005</u></b>				
<b>Steppenwolfer</b> (Aptitude)	12-3-2-3	\$623,080	GISP	\$375K
<b>Totals</b>		<b>\$1,810,208</b>	<i>(through 5/14/07)</i>	<b>\$15,320,000</b>

\*RNA

For more information on EQUIX Biomechanics, visit [www.equixbio.com](http://www.equixbio.com) or call (859) 224-4488.



## EQB Fantasy Stable

<u>Horse (Sire)</u>	<u>Lifetime</u>	<u>Earnings</u>	<u>Top Performance</u>	<u>Hammer</u>
<b><u>OBSFEB 2005</u></b>				
<b>Diabolical</b> (Artax)	17-6-6-2	\$480,900	MSW & MGISP	\$300K
<b>Master of Disaster</b> (Dance Master)	13-6-2-0	\$231,708	MSW & G2SP	\$600K
<b>Moon's Halo</b> (Halo's Image)	7-3-0-2	\$97,627	Alw winner	\$275K
<b>Dade County</b> (Songandaprayner)	6-1-0-1	\$38,480	Maiden winner	\$200K
<b>Triple Step</b> (Trippi)	9-1-1-1	\$33,910	Maiden winner	*\$95K
<b>True Perception</b> (Yes It's True)	3-0-0-0	\$2,365	Unplaced	\$230K
<b><u>FTFFEB 2005</u></b>				
<b>Fine Sentence</b> (Artax)	15-2-2-1	\$215,795	Winner	\$155K
<b>Saratoga Drive</b> (Siphon {Brz})	11-2-1-1	\$89,625	Alw winner & SP	*\$145K
<b>The Red Prince</b> (Carson City)	6-1-3-0	\$53,872	Winner	\$200K
<b>Baronova</b> (Tale of the Cat)	1-0-0-1	\$5,000	Placed	\$500K
<b>Gordon Gekko</b> (Siphon {Brz})	1-0-0-0	\$400	Unplaced	*\$325K
<b>Nectar of the Gods</b> (High Yield)	Unraced	-----	Unraced	\$450K
<b><u>BESMAR 2005</u></b>				
<b>Eagle Sound</b> (Fusaichi Pegasus)	3-1-0-1	\$28,405	Winner	*\$725K
<b><u>OBSMAR 2005</u></b>				
<b>Red Sports Car</b> (Trippi)	9-1-0-3	\$115,734	Winner	\$140K
<b>Parker B.</b> (Wagon Limit)	15-3-2-1	\$94,720	Alw winner	*\$100K
<b>Remembering Star</b> (Wild Wonder)	6-1-1-2	\$73,000	Winner & G2SP	*\$47K
<b>The Long Gray Line</b> (Silver Charm)	Unraced	-----	Unraced	\$360K
<b><u>KEEAPR 2005</u></b>				
<b>Mantoloking</b> (Unbridled's Song)	8-3-0-0	\$105,315	Alw winner	*\$575K
<b>Likely</b> (Yes It's True)	7-2-2-0	\$93,516	SW	\$400K
<b>Hit and Hope</b> (Five Star Day)	1-1-0-0	\$24,000	Winner	*\$195K
<b>Totals</b>		<b>\$1,784,372</b>	<i>(through 5/14/07)</i>	<b>\$6,017,000</b>

\*RNA

For more information on EQB, visit [www.eqb.com](http://www.eqb.com) or call (800) 223-7014.



## Cecil Seaman & Co. LLC Fantasy Stable

<u>Horse (Sire)</u>	<u>Lifetime</u>	<u>Earnings</u>	<u>Top Performance</u>	<u>Hammer</u>
<b><u>FTFFEB 2005</u></b>				
<b>Sabatini</b> (Five Star Day)	8-2-1-2	\$154,040	Alw winner & GISP	\$350K
<b>Mr Retsof</b> (Put It Back)	17-3-1-0	\$44,489	Multiple winner	*\$130K
<b>Away Down South</b> (Dixie Union)	11-1-1-1	\$25,120	Maiden winner	*\$95K
<b><u>OBSMAR 2005</u></b>				
<b>Paddy Murphy</b> (Forest Camp)	12-3-3-1	\$124,180	Alw winner	\$190K
<b>Surfing Ian</b> (Rizzi)	6-2-1-1	\$80,322	Alw winner & SP	\$170K
<b>Dancin Olivia</b> (Forestry)	8-3-0-0	\$73,968	SW	\$150K
<b>Tilden</b> (Delaware Township)	8-1-1-1	\$33,010	Winner	\$225K
<b>Five Star Special</b> (Five Star Day)	2-0-0-1	\$4,480	Placed	\$210K
<b><u>KEEAPR 2005</u></b>				
<b>Strong Contender</b> (Maria's Mon)	8-4-0-3	\$618,000	MGSW & MGISP	\$800K
<b>Zann</b> (Dynaformer)	9-3-1-1	\$130,632	Alw winner & G3SP	\$400K
<b>Likely</b> (Yes It's True)	7-2-2-0	\$93,516	SW	\$400K
<b>Grass Thunder</b> (Forestry)	4-1-1-0	\$60,324	Winner	\$250K
<b>Right Place N Time</b> (Coronado's Quest)	10-2-0-0	\$59,047	Alw winner	\$220K
<b>Nickypalmer</b> (Dynaformer)	12-1-2-2	\$58,650	Maiden winner	\$320K
<b>Fisher of Men</b> (Saint Ballado)	2-0-0-2	\$5,025	Placed	\$250K
<b>Graffham</b> (Red Ransom)	1-0-0-0	\$380	Unplaced	\$400K
<b>Fusaichi Apollo</b> (Silver Deputy)	2-0-0-0	\$0	Unplaced	*\$90K
<b><u>OBSAPR 2005</u></b>				
<b>Cinderella's Dream</b> (Prime Timber)	4-2-2-0	\$133,600	SW & GSP	\$190K
<b>Luvyasomuch</b> (Put It Back)	7-1-3-2	\$38,500	Winner	\$125K
<b>Sensational Humor</b> (Distorted Humor)	8-0-1-2	\$14,874	Placed	\$80K
<b>Totals</b>		<b>\$1,752,157</b>	<i>(through 5/14/07)</i>	<b>\$5,045,000</b>

\*RNA

For more information on Cecil Seaman & Company, visit [www.cecilseaman.com](http://www.cecilseaman.com) or call (859) 293-0561.





### Two-Year-Olds in Training Sales Overview\*

Sale	06 Avg.	05 Avg.	% Chg	06 No. Sold	05 No. Sold	% Chg	2006 Gross	2005 Gross	% Chg
BESMAR	\$154,419	\$163,188	-5.4%	93	88	5.7%	\$14,361,000	\$14,360,500	0%
BESMAY	\$52,573	\$39,708	32.4%	200	193	3.6%	\$10,514,500	\$7,663,700	37.2%
FTFFEB	\$403,812	\$341,034	18.4%	154	147	4.8%	\$62,187,000	\$50,132,000	24%
KEEAPR	\$211,954	\$162,290	30.6%	87	105	-17.1%	\$18,440,000	\$17,040,500	8.2%
OBSAPR	\$32,494	\$28,410	14.4%	756	775	-2.5%	\$24,565,500	\$22,017,800	11.6%
OBSFEB	\$139,430	\$136,890	1.9%	93	109	-14.7%	\$12,967,000	\$14,921,000	-13.1%
OBSJUN	\$22,484	\$18,677	20.4%	245	304	-19.4%	\$5,508,700	\$5,677,800	-3%
OBSMAR	\$108,545	\$81,731	32.8%	286	323	-11.5%	\$31,044,000	\$26,399,000	17.6%
<b>Totals</b>	<b>\$93,828</b>	<b>\$77,403</b>	<b>21.2%</b>	<b>1,914</b>	<b>2,044</b>	<b>-6.4%</b>	<b>\$179,587,700</b>	<b>\$158,212,300</b>	<b>13.5%</b>

### Racing Data for Two-Year-Olds in Training Sales, 1999-2003\*

Sale	No. Off.	No. Sold (% Off.)	Avg. Price	2yo Rnrs (% Off.)	2yo Wnrs (% Off.)
BESMAR	760	423 (56%)	\$171,501	255 (34%)	115 (15%)
BESMAY	1,307	952 (73%)	\$28,700	460 (35%)	163 (12%)
FTFFEB	1,296	750 (58%)	\$204,451	432 (33%)	207 (16%)
KEEAPR	896	567 (63%)	\$160,780	306 (34%)	107 (12%)
OBSAPR	4,730	3,349 (71%)	\$23,657	2,143 (45%)	950 (20%)
OBSFEB	959	669 (70%)	\$107,550	466 (49%)	224 (23%)
OBSJUN	1,536	1,096 (71%)	\$17,176	595 (39%)	205 (13%)
OBSMAR	1,934	1,234 (64%)	\$67,094	814 (42%)	352 (18%)
<b>Totals</b>	<b>13,418</b>	<b>9,040 (67%)</b>	<b>\$66,058</b>	<b>5,471 (41%)</b>	<b>2,323 (17%)</b>

Sale	2yo SW (% Off.)	Rnrs (% Off.)	Wnrs (% Off.)	SW (% Off.)	GSW (% Off.)	Earnings
BESMAR	15 (2%)	387 (51%)	308 (41%)	44 (5.8%)	17 (2.2%)	\$57,603,670
BESMAY	17 (1.3%)	798 (61%)	574 (44%)	36 (2.8%)	4 (0.3%)	\$34,269,910
FTFFEB	31 (2.4%)	701 (54%)	579 (45%)	82 (6.3%)	47 (3.6%)	\$114,066,021
KEEAPR	13 (1.5%)	526 (59%)	417 (47%)	41 (4.6%)	18 (2%)	\$67,711,783
OBSAPR	43 (0.9%)	3,039 (64%)	2,412 (51%)	152 (3.2%)	49 (1%)	\$167,935,555
OBSFEB	27 (2.8%)	627 (65%)	531 (55%)	79 (8.2%)	23 (2.4%)	\$58,864,270
OBSJUN	5 (0.3%)	974 (63%)	745 (49%)	31 (2%)	9 (0.6%)	\$40,611,592
OBSMAR	43 (2.2%)	1,151 (60%)	950 (49%)	107 (5.5%)	36 (1.9%)	\$102,553,754
<b>Totals</b>	<b>194 (1.4%)</b>	<b>8,203 (61%)</b>	<b>6,516 (49%)</b>	<b>572 (4.3%)</b>	<b>203 (1.5%)</b>	<b>\$643,616,555</b>

\*Courtesy TBH MarketWatch